

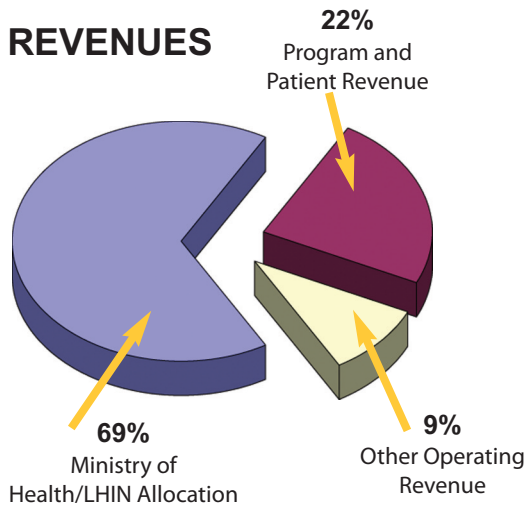
Woodstock General Hospital Trust

Incorporated without share capital under the laws of Ontario

2009/2010 Operating Statement

for 12 months ending March 31, 2010

REVENUES



REVENUES

	2009/2010	2008/2009
Ministry of Health/LHIN Allocation	\$ 43,391,247	\$ 42,447,995
Program and Patient Revenue	13,794,610	15,118,420
Other Operating Revenue	5,561,788	6,106,011
Total	\$ 62,747,645	\$ 63,672,426

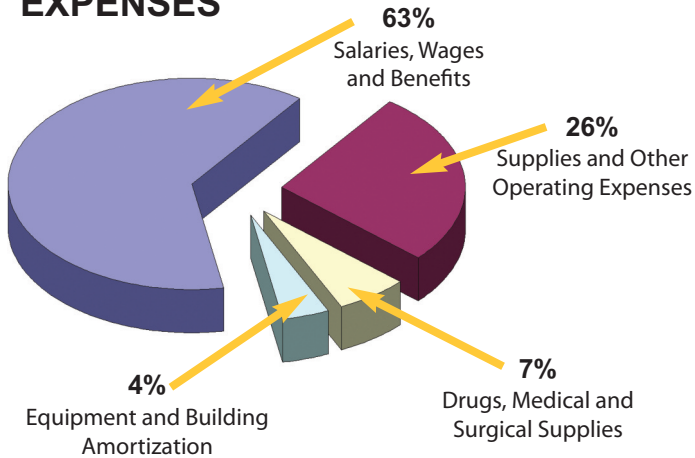
EXPENSES

Salaries, Wages and Benefits	\$ 39,445,921	\$ 42,106,475
Supplies & other Operating Expenses	16,614,507	18,102,853
Drugs & Medical & Surgical Supplies	4,084,738	4,085,724
Equipment and Building Amortization	2,591,225	2,666,711
Total	\$ 62,736,391	\$ 66,961,763

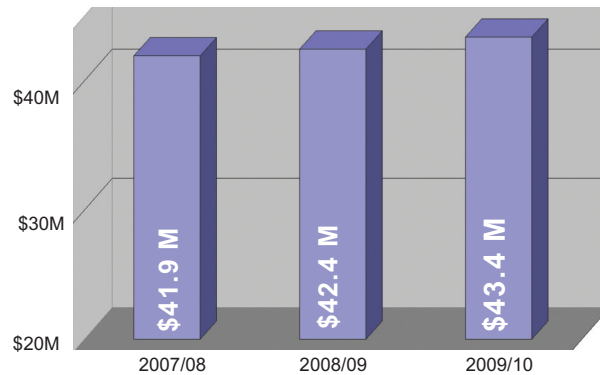
EXCESS (Deficiency) of

REVENUE over EXPENSES	\$ 11,254	\$ (3,289,337)
------------------------------	------------------	-----------------------

EXPENSES



Ministry of Health/LHIN Allocation



STATISTICS

for 12 months ending March 31, 2010

Surgical Procedures	7,174
Admissions	4,711
Patient Days	35,752
Births	617
Emergency Visits	28,954
Diagnostic Imaging Exams	53,504
ECGs	8,972
Renal Dialysis Treatments	4,405
Total Hip Replacements	89
Total Knee Replacements	112
Eye Lens Implants	933
Mental Health Visits	15,234
Out-patient Clinic Visits	12,887



Audited financial statements are available upon request from the Finance Department. Please call 519-421-4219 to obtain a copy.